



Ice & Water Dispensers

splash!

Make a splash in fitness!

Metabolizing eight glasses of ice cold water daily burns the calorie equivalent of 3 - 4 pounds per year.



Refresh!

Enjoy an ice cold benefit.

Follett ice and water dispensers allow you to provide fresh, filtered water with the added benefit of Chewblet® ice. Ice makes everything taste better – water, tea, coffee, soda and flavor packets.

Always in good taste.

Water delivered by a Follett ice and water dispenser has a wonderfully clean taste when it's filtered to eliminate chlorine, off-tastes and odors. The optional Follett filtering systems also remove dirt and impurities – so what pours into your cup is crisp, clean H₂O.

Rejuvenate!

Enhance health and productivity.

Good hydration is known to reduce fatigue, increase mental acuity and retention, and enhance overall well-being. When water stays icy cold, it's more enticing and encourages greater consumption, leading to better hydration.

Keep it clean. Keep it sanitary.

Help prevent the spread of germs and bacteria by eliminating icemakers that require scooping by hand. Follett's capacitive touch, lever and SensorSAFE™† dispensing options ensure that ice and water go directly into the cup. You can be confident that ice remains untouched until it is consumed.

All Follett dispensers are Certified by NSF International, the Public Health and Safety Company.

† SensorSAFE™ dispensing requires use of opaque drinkware for sensors to operate properly.
*NSF is a registered trademark of NSF International.



*Hands-free ice
dispensing...*

*is more sanitary
than scooping ice!*





clink!

Studies have shown that Follett Chewblet ice is the hands-down favorite ice type! Chewblet ice supports beverage offerings such as iced coffee, iced tea, and flavor packets in addition to water.

Renew!

A beautiful upgrade.

Sleek, compact Follett ice and water dispensers help renew office aesthetics. Follett offers the industry's widest range of ice and water dispensers with countertop, undercounter or freestanding styles to perfectly complement your environment and to meet the ice and water needs of your facility.

A new offering.

The new 7 Series family comes in countertop, undercounter and freestanding models. Place the countertop model on a counter under standard mill work cabinets with 18" (457 mm) clearance. The undercounter model can easily replace other undercounter icemakers that require using a scoop. All 7 Series models feature a drainless design that makes installation and maintenance easy.



shine!

Follett dispensers are the perfect amenity for break rooms, vending areas, cafeterias, reception and show room hospitality stations, conference rooms, and executive suites.

Relax!

We have what you need.

Follett offers the industry's largest selection of ice and water dispensers with more than 35 sizes and configurations to meet your needs – countertop, freestanding, wall-mount and undercounter configurations.

In addition, there are various icemaker options that include integral, removable, and Satellite-fill™. Our patented Satellite-fill technology allows you to locate the icemaker up to 20' (6.1 m) away from the dispenser.

Dispense options include capacitive touch, lever and SensorSAFE infrared dispensing.†

Dispenser sizing guidelines for employee refreshment

Model	Ice Storage lbs (kg)	Ice Production lbs (kg) per hr	Number of people served
7 Series	7 lbs (3 kg)	4.5 lbs (2 kg)	up to 25
12 Series	12 lbs (5 kg)	15 lbs (6.8 kg)	up to 50
25 Series	25 lbs (11 kg)	15 lbs (6.8 kg)	up to 100
50 Series	50 lbs (23 kg)	15 lbs (6.8 kg)	up to 200
110 Series	90 lbs (41 kg)	16 lbs (7.3 kg)	up to 350


The number of employees served will depend on daily usage patterns, number of employees that like ice, size of cups, climate, time of year, other uses for ice (e.g., filling pitchers for meetings).

Contact a Follett representative to evaluate your specific needs.

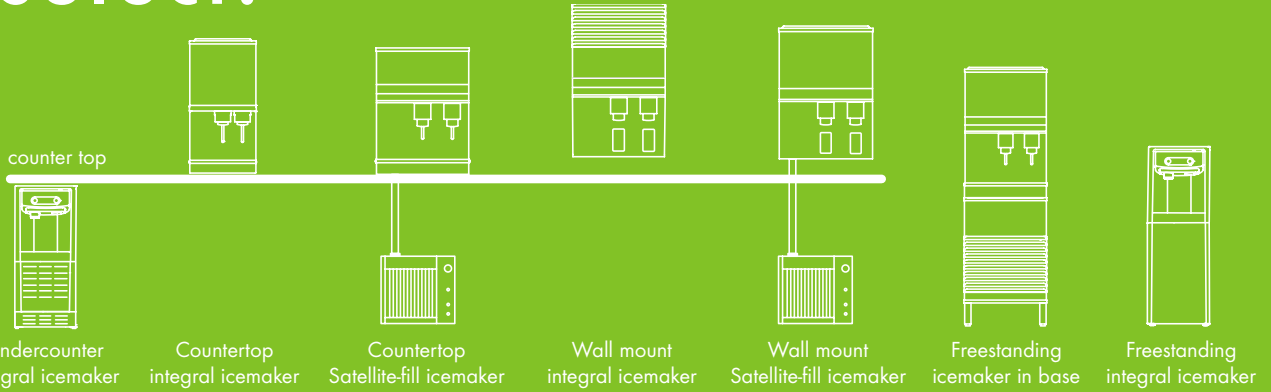
Reduce your carbon footprint.

The icemaker in a Follett dispenser uses 50% less electricity and 70% less water to produce ice than cube-type icemakers typically found in employee refreshment areas.

† SensorSAFE™ dispensing requires use of opaque drinkware for sensors to operate properly.



select!



Dispenser configurations

Model	Undercounter integral icemaker	Countertop integral icemaker	Countertop Satellite-fill icemaker	Wall mount integral icemaker	Wall mount Satellite-fill icemaker	Freestanding icemaker in base	Freestanding* integral icemaker
7 Series	•	•					•
7 Series ADA†	•	•					
12 Series		•		•	•		•
25 Series		•	•	•	•	•	•
50 Series		•	•	•	•	•	•
110 Series		•	•			•	•

†ADA model is designed to fit under 34" (864 mm) high counters. * With optional base for 12 - 110 Series models.

Easy installation and maintenance.

Follett ice and water dispensers are dependable, easy to install, and easy to maintain. Most models are self-contained, single units with no assembly required; just provide a water line and a drain. And the new 7 Series dispenser does not even require a drain!

Outstanding product support.

Each Follett ice and water dispenser is backed by a two-year, full parts and labor warranty and a five-year warranty on compressor parts. Follett provides toll free factory-direct service and parts support as well as free technical training seminars.





innovate!

Create a hydration station for central dispatch locations, road crews, or mining operations and make wellness and hydration easy.



Ice Pro




Vision

Find!

Solutions to keep employees hydrated.

An Ice Pro™ automatic ice dispenser provides fast, safe, sanitary dispensing of ice.

A low-profile Vision™ ice and water dispenser with undercounter ice storage provides a high-capacity alternative for ice and water.



For more information

John R Sims and Co Pty Ltd 188 Main Road Blackwood SA 5051 Tel: (08) 8370 3111 Fax: (08)8278 8313 www.simsrefrig.com.au

